

# Volcano Presentations

*Mr. Shern, Grade 6, 3rd Trimester*

14 Points Possible...

# 14 Points Possible...

~ News article

# 14 Points Possible...

~ News article

~ Poster

# 14 Points Possible...

- ~ News article
- ~ Poster
- ~ Brochure

# 14 Points Possible...

- ~ News article
- ~ Poster
- ~ Brochure
- ~ Power Point/ Keynote

# 14 Points Possible...

- ~ News article
- ~ Poster
- ~ Brochure
- ~ Power Point/ Keynote
- ~ Model



# News Article

Saturday Express. February 19, 2005. pg. 48

Saturday Express. February 19, 2005. pg. 49

## Environment

### Mud volcano an unexpected treat in Tabaquite forest

IT IS when you visit areas where there is so much to offer in the way of natural attractions but the people residing there do not attach much importance to them or are totally ignorant of their presence that you realise how much more work there is to be done in informing and educating communities as to the value of it all.

Of course you do not expect everyone to go into the forests to familiarise himself with a particular ecosystem but at least the knowledge of its existence should be there and the pride of it being an important part of our landscape or seascape as the case may be should be cherished.

During our last visit to Tabaquite, we met one villager called "Soul". He is also popularly called "Doctor" and seems to be quite familiar with everything and everyone in the area. Soul had proudly informed us that he knew of the existence of a small mud volcano some way into the forest and he promised to take us there whenever we returned to Tabaquite and had the time. I'm sure that he did not expect us to take him up on his offer so soon, but there we were after just a few days ready to go visit this site.

That morning, Soul told us that it was such a long time since he went to the mud volcano that he had to take his time to find it again. We



would have at least an hour's walk through the forest to reach it. Another villager "Pieces" joined the walk. Pieces had also been to this site some years ago and was anxious to see it again after so long.

We drove into Damien Road after which the mud volcano is named. The road itself was a challenge to drive along having deteriorated over the years for lack of maintenance. There were no power lines after a while and the last house seemed cut off from the rest of the village because of it. We parked here and enquired of its occupants as to passage through their lands to access the forest trail.

It turned out that the track was not located on that side of the road as Soul had remembered but on the other side. Meera, the lady of the

VOLCANO continues on next page

## Environment



SOUL and his rediscovery of Damien mud volcano.

Photo: HEATHER-DAWN HERRERA

VOLCANO from Page 48

house, opted to accompany us as she was accustomed going there with her friends to lime.

We entered the coffee with her and she immediately began looking for familiar landmarks along a trail she knew; a mango tree, an orange

tree, a hibiscus. These trees were in their places, yes, but Damien mud volcano was nowhere to be found. Meera soon lost her trail too.

Meanwhile Soul and Pieces were scouting around the other side of the incline just above the small stream. Soon the triumphant shout came "Oy, allyuh come!"

*'There was a lot of run off from its mouth which ran downhill in several directions. The jigsaw pattern of this run off gave it its familiar mud volcanic beauty.'*

In an area above a sandbox tree and some timitre, a stone's throw away from the road and Meera's house, there it was, the active cone of Damien mud volcano.

We judged the distance from the road to be a mere five minutes walk from the small bridge. One stream had to be crossed then it was up a small incline to the location of the volcano. You could not miss it because of the obvious clearance it made. Trees

cannot grow on these immediate sites as the mud dominates the earth around the active cones.

There was only one cone here and there was a lot of run off from its mouth which ran all the way downhill in several directions. The jigsaw pattern of this run off gave it its familiar mud volcanic beauty. Soul pushed a stick into its mouth as its viscous mass heaved into a huge bubble and

settled again. He was indeed proud of this site and cheerfully posed for a picture next to the cone as the mud swelled into another bubble and burst again, spilling over the lip and down the side to add to the grey of the landscape.

Damien mud volcano is not one of the more spectacular of such sites but the beauty of its presence is there nonetheless, an integral part of our central and southern landscape.



# Poster Display/ Brochure



# Poster Display/ Brochure



~ Answer questions from Pink Sheets

# Poster Display/ Brochure



- ~ Answer questions from Pink Sheets
- ~ Entertaining

# Poster Display/ Brochure



- ~ Answer questions from Pink Sheets
- ~ Entertaining
- ~ 5 minutes of “material”

# Poster Display/ Brochure




- ~ Answer questions from Pink Sheets
- ~ Entertaining
- ~ 5 minutes of “material”
- ~ Visual organization



**Keynote**

# Presentation








Keynote


# Presentation



~ Printed version to Mr. Shern



Keynote




# Presentation

- ~ Printed version to Mr. Shern
- ~ Rule of “7”: slides, lines, words



Keynote




# Presentation

- ~ Printed version to Mr. Shern
- ~ Rule of “7”: slides, lines, words
- ~ Images, Maps, Videos: 3-5 limit



Keynote



# Presentation

- ~ Printed version to Mr. Shern
- ~ Rule of “7”: slides, lines, words
- ~ Images, Maps, Videos: 3-5 limit
- ~ Very organized (presentation & slide show)



# Model



# Model

~ Creative, high quality of work





# Model

- ~ Creative, high quality of work
- ~ Accurate representation of true shape



# Model

- ~ Creative, high quality of work
- ~ Accurate representation of true shape
- ~ Successful eruption (- food coloring)



# Model

- ~ Creative, high quality of work
- ~ Accurate representation of true shape
- ~ Successful eruption (- food coloring)
- ~ 3-5 images/maps on model



# Model

- ~ Creative, high quality of work
- ~ Accurate representation of true shape
- ~ Successful eruption (- food coloring)
- ~ 3-5 images/maps on model
- ~ Include Reference list





# Model

- ~ Creative, high quality of work
- ~ Accurate representation of true shape
- ~ Successful eruption (- food coloring)
- ~ 3-5 images/maps on model
- ~ Include Reference list
- ~ Name of volcano included on model



# Model

- ~ Creative, high quality of work
- ~ Accurate representation of true shape
- ~ Successful eruption (- food coloring)
- ~ 3-5 images/maps on model
- ~ Include Reference list
- ~ Name of volcano included on model
- ~ Your name must be on model



# Presentation Elements:

You will be graded on.....

# Presentation Elements:

You will be graded on.....

- ~ Complete preparation & practice

# Presentation Elements:

You will be graded on.....

- ~ Complete preparation & practice
- ~ Demonstrating full understanding of your volcano

# Presentation Elements:

You will be graded on.....

- ~ Complete preparation & practice
- ~ Demonstrating full understanding of your volcano
- ~ Answering all problems, recommendations

# Presentation Elements:

You will be graded on.....

- ~ Complete preparation & practice
- ~ Demonstrating full understanding of your volcano
- ~ Answering all problems, recommendations
- ~ Evidence of focused practice time (5 min. max)

# Presentation Elements:

You will be graded on.....

- ~ Complete preparation & practice
- ~ Demonstrating full understanding of your volcano
- ~ Answering all problems, recommendations
- ~ Evidence of focused practice time (5 min. max)
- ~ Words pronounced correctly



# Presentation Elements:

You will be graded on.....

- ~ Complete preparation & practice
- ~ Demonstrating full understanding of your volcano
- ~ Answering all problems, recommendations
- ~ Evidence of focused practice time (5 min. max)
- ~ Words pronounced correctly
- ~ Speaking clearly & distinctly

# Presentation Elements:

You will be graded on.....

- ~ Complete preparation & practice
- ~ Demonstrating full understanding of your volcano
- ~ Answering all problems, recommendations
- ~ Evidence of focused practice time (5 min. max)
- ~ Words pronounced correctly
- ~ Speaking clearly & distinctly
- ~ Volcano marked on maps

# Presentation Elements:

You will be graded on.....

- ~ Complete preparation & practice
- ~ Demonstrating full understanding of your volcano
- ~ Answering all problems, recommendations
- ~ Evidence of focused practice time (5 min. max)
- ~ Words pronounced correctly
- ~ Speaking clearly & distinctly
- ~ Volcano marked on maps
- ~ Reference list (1 book, 1 Website, 1 ref. Website)

# Model Websites

**Mr. Shern's Volcanoes**